

# BUSH SEARCH AND RESCUE VICTORIA: LINE SEARCH INSTRUCTIONS

*These notes and the technique described have been endorsed by Police Search and Rescue*

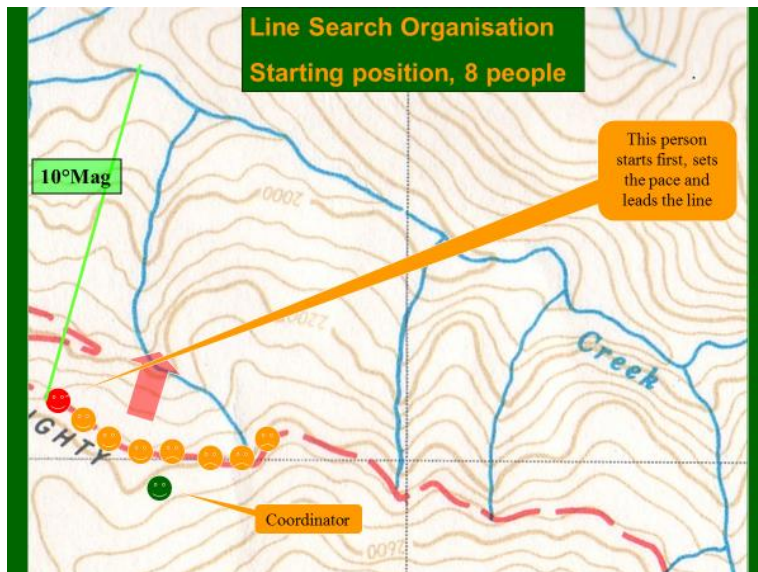


## A LINE SEARCH visually searches every bit of ground in a given area for any sign of the missing person.

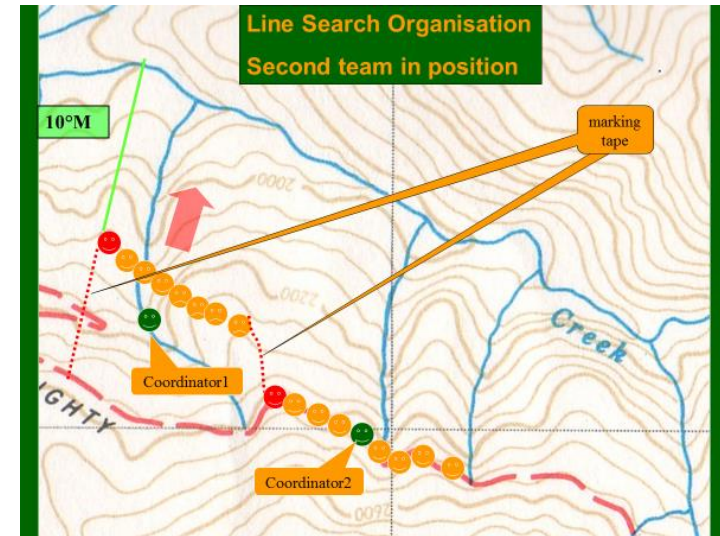
A line of searchers (max. 10-12, min. 4 in difficult terrain) are spaced so that all the ground between each searcher can be visually checked.

- Working up and down the slope is usually best.
- The line moves forward to sweep a designated area looking for any clue (or the lost person). Boundaries tagged with marking tape.
- Line must be staggered. Searchers work off the person on left or right.
- Each thicket of scrub, wombat hole, fallen tree, etc. is checked.
- Searchers must look backwards too.
- If a searcher must stop to search a spot, the rest of the line waits.
- The spacing of searchers must be reduced as denser scrub or rougher ground is encountered, to ensure full coverage is maintained.
- **A line search only works if this technique is done 100% correctly. A missed clue is a failure.**

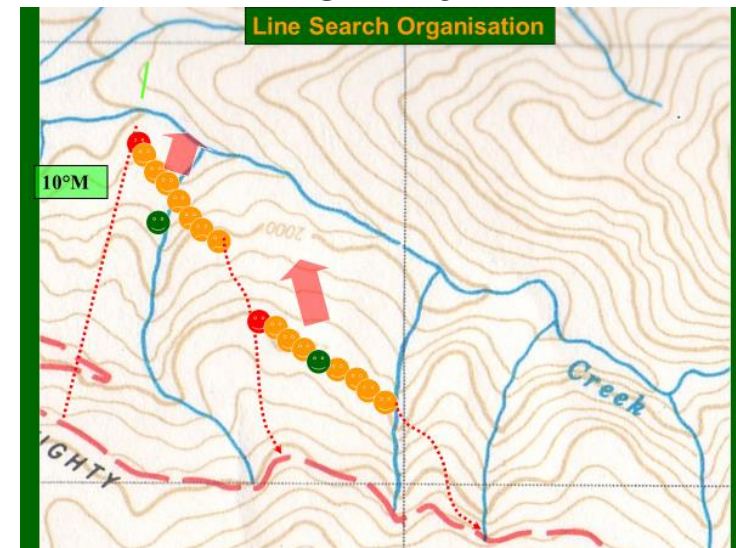
### SLIDE 1



### SLIDE 2

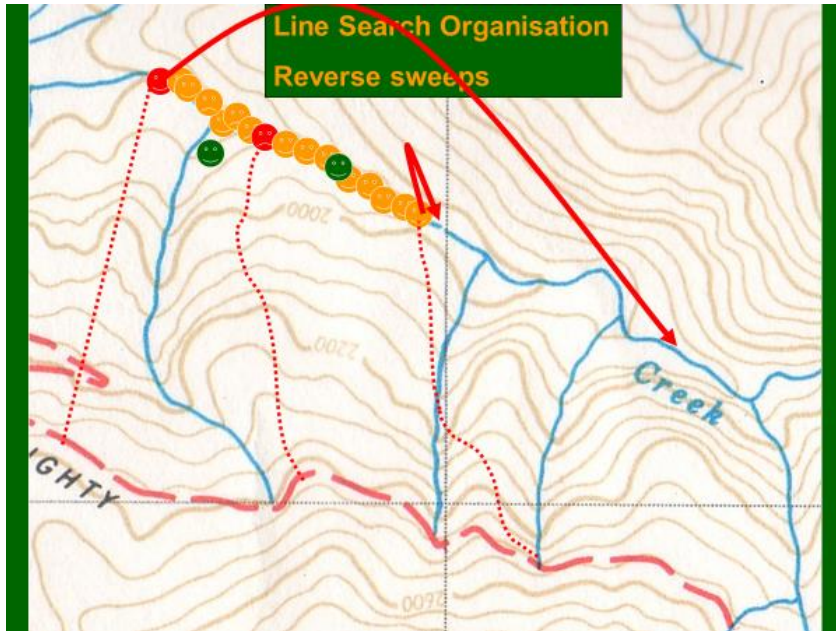


### SLIDE 3

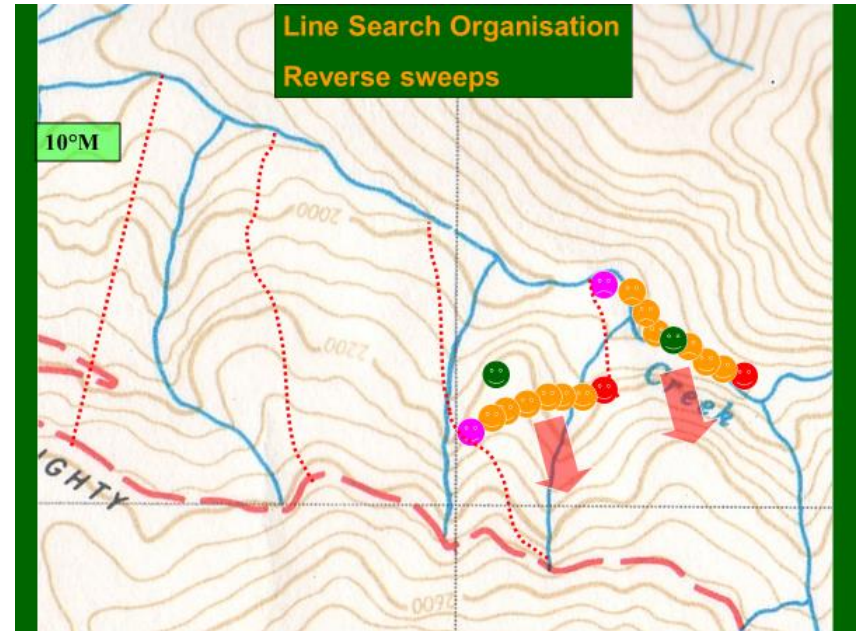




SLIDE 4



SLIDE 6



SLIDE 5



SLIDE 7

